

















International Door and Latch B Grade and Surplus Doors

No.	Door	Comments	Price
1		MA Custom 3711 29 3/4" x 84"	
2		MA 4710 36" x 84 1/2" Bottom rail is lighter than stiles.	
3		MA4711 36" x 80" Minor surface damage on top rail Hardware prep LH inswing	
4		MA3711 36"x79" Panel Crack (use as paint grade door) Hardware prep RH inswing Finished applied to one side	
5		NHF 30 31 3/4" x 84" x 1 3/4" Open for glass Minor scratch on bottom rail	

6		SOLD	
7		MA2306 36"x80" Hardware prep LH Inswing Deep surface blemish on exterior hinge stile.	
8		SOLD	
9		NHF 63 -36 Bottom rail veneer color mismatch	
10		NHF 7341 36"x 84" Heavy scratches on bottom rail	

11		<p>Custom Oak raised panel 38 3/4" x 79 1/2" Prep for mortise</p>	
12		<p>NHF 63-36 Multiple defects, split panel Paint grade only</p>	
13		<p>2307 35 3/4" x 80" Antique Bronze Mortise prep and large multi hole hand pull Hardware prep for RH Inswing</p>	
14		<p>MA 3711 35 3/4" x 79 1/2" Natural Finish API Glass Hardware prep for RH Inswing</p>	
15		<p>NHF10-27 1/2' x 80" Natural Finish Ripple from Plane Chatter on top rail</p>	
16			

17		<p>Custom Rustic Walnut Double Door No blemishes, deep rustic character</p>	
19		<p>One of a kind 88 lite Double Door Frosted Glass Unfinished</p>	
21		<p>2113 42" LM1PI and 2-2114S LM1PI Finished MA Bordeaux on one side, and NHF Clear on the other Pre-Hung LH Inswing</p>	
<p style="text-align: center;">Surplus Doors</p>			
		<p>NHF10 – 28"x 84" QTY: 2 Photo is example only</p>	
		<p>SOLD</p>	

		<p>SOLD</p>	
		<p>SOLD</p>	
		<p>MA6703 – 36”x84” Unfinished Round Top Speakeasy QTY:1 Photo is example only</p>	
		<p>NHF2306 36”x84” LH Swing Unfinished QTY: 1 Photo is example only</p>	